

Woodlands School Council January 2008 Survey Results

Introduction

The Woodlands School Council Executive polled the parent community to gauge community demand for informational seminars and a Teacher Appreciation Night. The survey period ran for eleven days, from January 14th until January 25th 2008. Parents were made aware of the survey by two emails sent to the council mailing list on January 14th and January 19th.

The survey response rate was 12%, with 32 responses received from 275 unique email addresses.

Seminar Topics

Participants were asked to rate each of 14 seminar topics on a scale of 1 (least interest) to 5 (highest interest). Responses were summed and averaged to create an overall ranking for each topic as follows. Categories with the most frequent response have been highlighted in yellow.

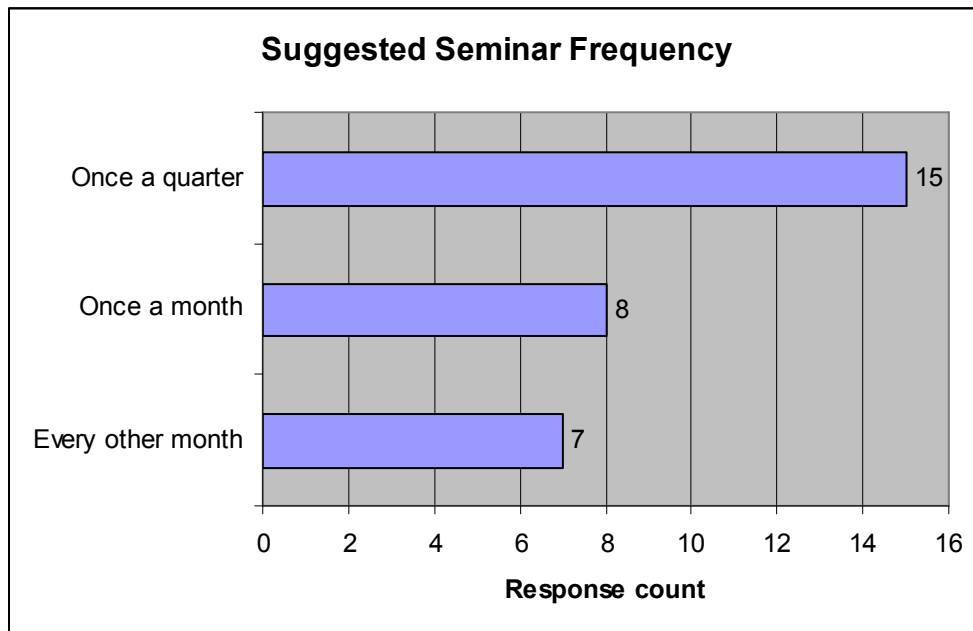
Topic	# of responses at each interest level					Average response
	1	2	3	4	5	
Transition from high school to college, universities and vocational programs	2	2	4	11	12	3.94
Conflict resolution with teenagers	1	3	5	13	9	3.84
Parenting teenagers	3	2	6	9	11	3.74
Homework and study skills	3	2	7	8	11	3.71
Issues with self-esteem	0	5	8	10	8	3.68
Student exchange programs	4	5	5	8	9	3.42
Adolescent mental health, depression	3	5	11	6	6	3.23
Basic money management	5	6	5	8	7	3.19
Internet safety	6	7	5	5	8	3.06
Drug and alcohol abuse among teenagers	4	8	9	6	4	2.94
How parents can help with Literacy and Numeracy skills development	9	9	3	4	6	2.65
Eating disorder, obsessive disorder, and other types of disorders	9	6	8	4	4	2.61
Apprenticeship programs	8	9	6	7	1	2.48
Transition from middle school to high school	10	10	6	2	3	2.29

A write-in section allowed additional topics to be suggested. Three comments were submitted:

1. How to maintain close interaction with your kids
2. Developing future leaders
3. Body sense has a fabulous program for students and parents/coaches/teachers about body image & self esteem

Seminar Frequency

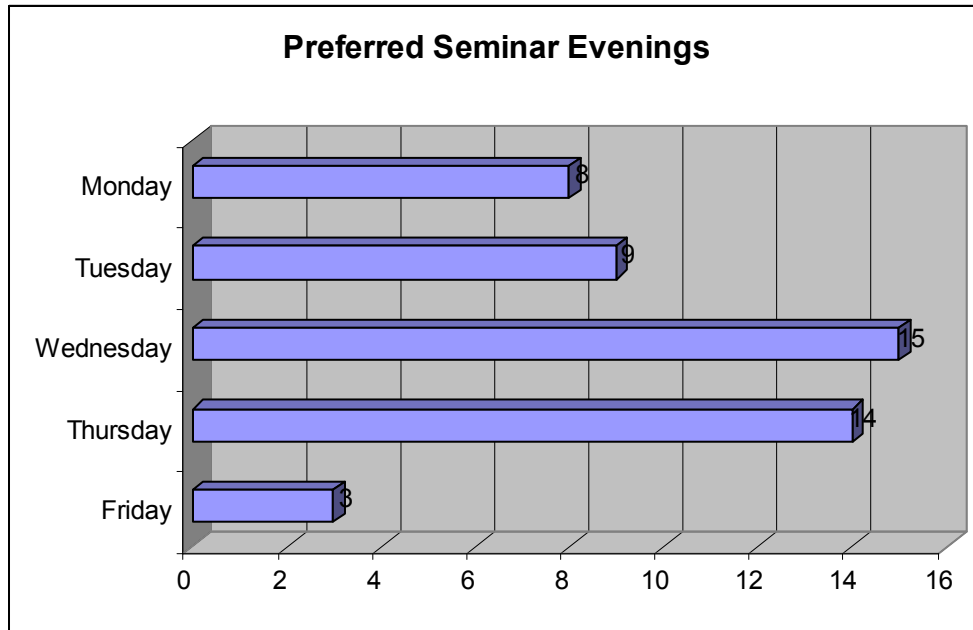
Respondents were asked how often seminars should be held (monthly, every other month, or quarterly). Results were as follows:



Additionally, one respondent selected "other" and wrote-in that their schedule had no free time.

Preferred Seminar Days

Respondents were asked to specify the best evenings of the week for holding seminars, and were allowed to select multiple evenings. Wednesdays and Thursdays were clearly preferred.



Number of Attendees

Finally, respondents were asked how many family members might attend the sessions.

# of Attendees	Response Average	Response Total	Response Count
Adults	1.6	47	30
Teenagers	1.2	27	23
Children	1.3	13	10

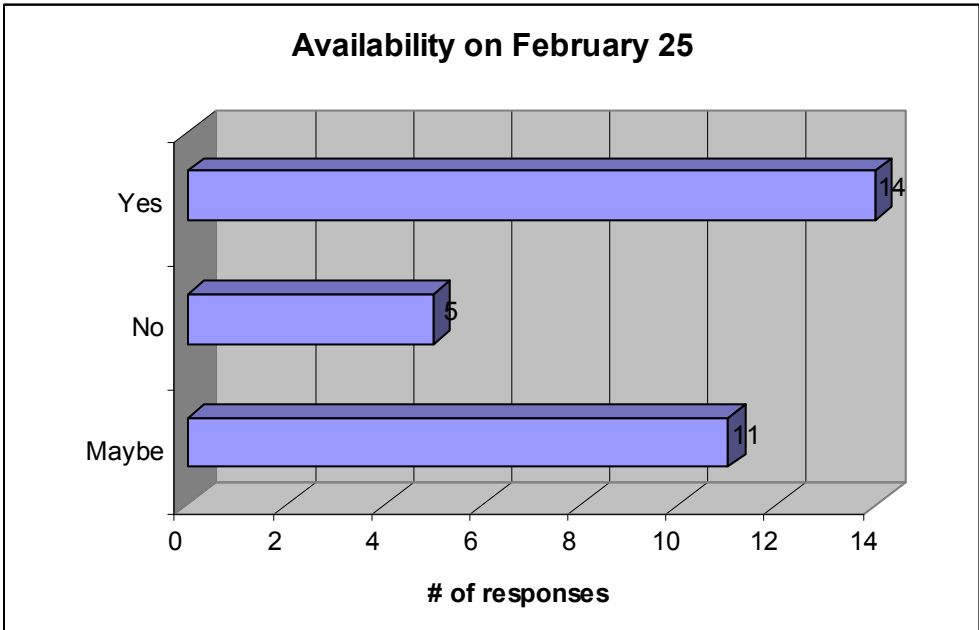
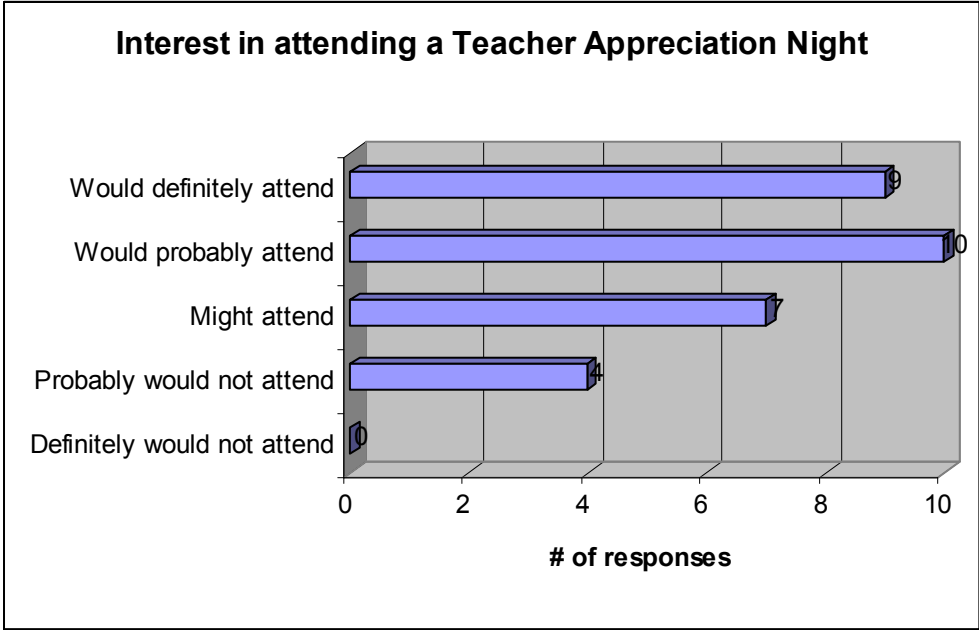
In virtually all cases (30 out of 31 respondents), at least one parent would attend, with the average attendance being 1.6 parents / family.

75% of respondents (23 out of 31) said at least one teenager would be attending, with an average of 1.2 teenagers per family.

About a third of respondents (10 out of 31) said that younger children (middle school or younger) would also attend, with an average of 1.3 children per family.

Teacher Appreciation Night

Approximately two thirds of respondents (19 out of 31) said they would probably or definitely attend a Teacher Appreciation Night. The suggested date of February 25 is a good choice, being acceptable to a majority of respondents.



Conclusions

This survey has provided excellent guidance in the selection of seminar topics, with clear indication of the topics of most interest to the community.

The success of a Teacher Appreciation Night is difficult to predict. While the survey respondents were generally enthusiastic, the response rate to the survey was quite low. Estimating attendance from these results will be a challenge for this council.